



# GENBOX

Transform your imagination into infinite virtual worlds in seconds.

PITCHDECK



# MISSION

Lower the entry to game development utilizing NLP, AI and generation algorithms.



# PROBLEM

## LEARNING CURVE:

Hard to learn how to create & generate environments for programmers and users.

## EXPENSIVE:

Cost of entry is high for game developers and small studios

## RESOURCES:

Limited resources when developing and building environments.

# SOLUTION

AI assisted level generation: Generate levels/environments



## NATURAL LANGUAGE SOLUTIONS:

Text prompt to code, lowers the barrier to entry

## LIMITLESS RESOURCES:

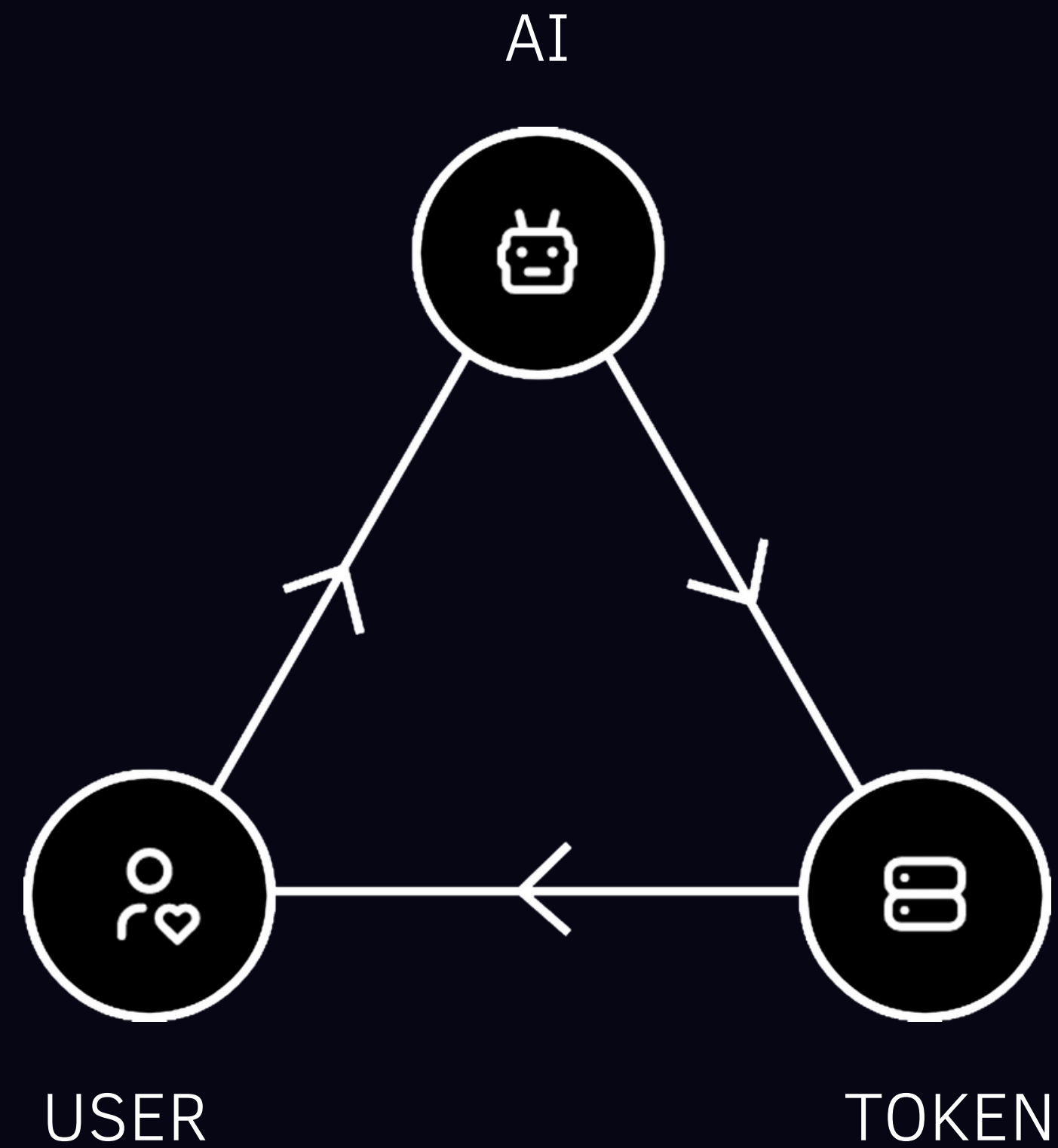
Accessing unlimited AI databases and LLMs to get any theme, mood etc.

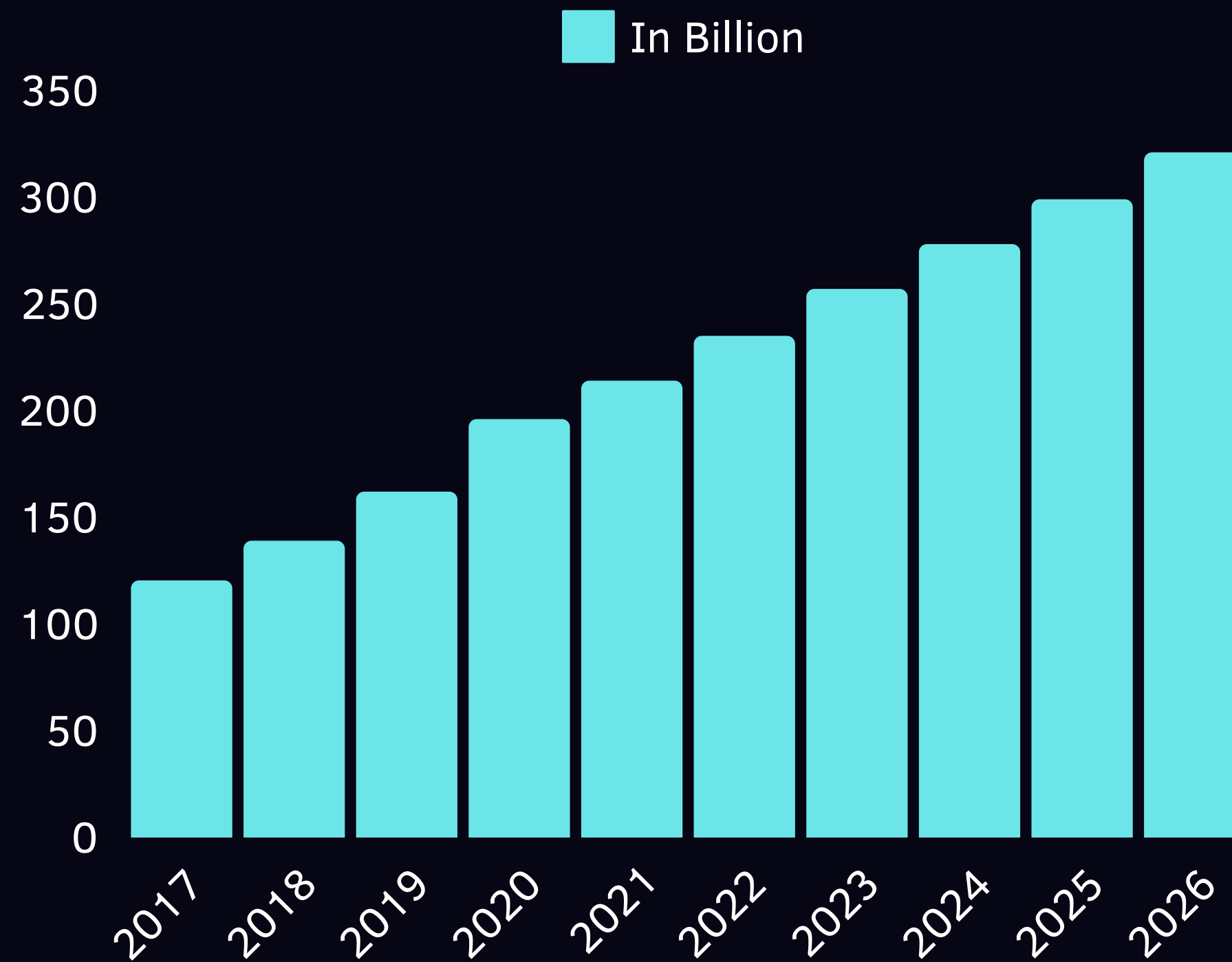
## CREATIVITY:

No limit to potential ideas, opening and broadening perspectives



Strengthening our algorithm with blockchain rewards by building and creating.





# MARKET

**243B+ Video Game Market 2023,  
CAGR 12%**

We are starting with the gaming industry but will expand to other verticals including cinematics, movies, theatre & more.



# CORE TEAM

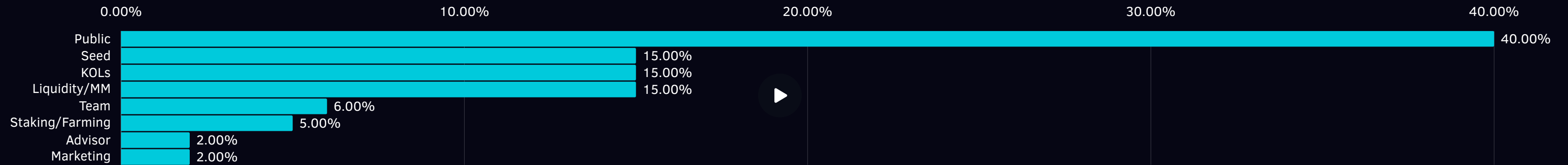


**George Kent**  
CEO

**Cho Lee**  
CTO

**Thomas Strong**  
CMO

# TOKENOMICS



Tag	# of Tokens	% of Total Supply	Round Price	Target Raise/Valuation \$	% Unlock TGE	Cliff (M)	Vesting Remaining (M)	Token Amount at TGE	Average Monthly % Unlock
Seed	150,000,000	15.00%	\$0.0016	\$240,000.00	5.0%	1	7	7,500,000	13.57%
Public	400,000,000	40.00%	\$0.0020	\$800,000.00	20.0%	1	4	80,000,000	20.00%
KOLs	150,000,000	15.00%	\$0.0018	\$270,000.00	10.0%	1	5	15,000,000	18.00%
Team	60,000,000	6.00%			0.0%	5	10	0	10.00%
Advisor	20,000,000	2.00%			0.0%	5	10	0	10.00%
Liquidity/MM	150,000,000	15.00%			50.0%	0	1	75,000,000	50.00%
Marketing	20,000,000	2.00%			0.0%	0	5	0	20.00%
Staking/Farming	50,000,000	5.00%			0.0%	0	5	0	20.00%





# TOKEN EMISSIONS (2/2)

Unlock Schedule Tokens	0	1	2	3	4	5	6	7	8	9	10	11	12	13	14	15
Monthly unlock dates																
Daily unlock dates																
Seed	7,500,000	0	20,357,143	20,357,143	20,357,143	20,357,143	20,357,143	20,357,143	20,357,143	0	0	0	0	0	0	0
Public	80,000,000	0	80,000,000	80,000,000	80,000,000	80,000,000	0	0	0	0	0	0	0	0	0	0
KOLs	15,000,000	0	27,000,000	27,000,000	27,000,000	27,000,000	27,000,000	0	0	0	0	0	0	0	0	0
Team	0	0	0	0	0	0	6,000,000	6,000,000	6,000,000	6,000,000	6,000,000	6,000,000	6,000,000	6,000,000	6,000,000	6,000,000
Advisor	0	0	0	0	0	0	2,000,000	2,000,000	2,000,000	2,000,000	2,000,000	2,000,000	2,000,000	2,000,000	2,000,000	2,000,000
Liquidity/MM	75,000,000	75,000,000	0	0	0	0	0	0	0	0	0	0	0	0	0	0
Marketing	0	4,000,000	4,000,000	4,000,000	4,000,000	4,000,000	0	0	0	0	0	0	0	0	0	0
Staking/Farming	0	10,000,000	10,000,000	10,000,000	10,000,000	10,000,000	0	0	0	0	0	0	0	0	0	0
Unlocked	177,500,000	89,000,000	141,357,143	141,357,143	141,357,143	141,357,143	55,357,143	28,357,143	28,357,143	8,000,000	8,000,000	8,000,000	8,000,000	8,000,000	8,000,000	8,000,000
Cumulative Unlocked	177,500,000	266,500,000	407,857,143	549,214,286	690,571,429	831,928,571	887,285,714	915,642,857	944,000,000	952,000,000	960,000,000	968,000,000	976,000,000	984,000,000	992,000,000	1,000,000,000
Valuation based on TGE price	\$355,000,000	\$533,000,000	\$815,714,286	\$1,098,428,571	\$1,381,142,857	\$1,663,857,143	\$1,774,571,429	\$1,831,285,714	\$1,888,000,000	\$1,904,000,000	\$1,920,000,000	\$1,936,000,000	\$1,952,000,000	\$1,968,000,000	\$1,984,000,000	\$2,000,000,000
Monthly inflation	0%	50.14%	53.04%	34.66%	25.74%	20.47%	6.65%	3.20%	3.10%	0.85%	0.84%	0.83%	0.83%	0.82%	0.81%	0.81%
Total percentage	17.750%	26.650%	40.786%	54.921%	69.057%	83.193%	88.729%	91.564%	94.400%	95.200%	96.000%	96.800%	97.600%	98.400%	99.200%	100.000%





# CONTACT

Genbox.AI

Twitter.com/GenBoxai

Contact@genbox.ai

Telegram: t.me/Genboxai